



Presents



JOHNSON 83'

FLYBRIDGE W/ HYDRAULIC PLATFORM



PRINCIPAL DIMENSIONS

Designer: Dixon Yacht Design

LOA: 83'

Beam: 20'-9"

Waterline length: 65'-3"

Draft: 6'-01"

Displacement: 63 Tons

Accommodation: 4 staterooms plus crew

Fuel: 1600 gallons

Water: 350 gallons

Engine: 2 x MAN D2842 LE433 1550 HP Max
speed: 25 knots

1510 SE 17th Street, Suite 300, Fort. Lauderdale, FL 33316
Tel. 954.525.8112 • Fax. 954.459.9997

www.gilmanyachts.com

JOHNSON 83 MOTORYACHT

DESCRIPTION OF ESSENTIAL EQUIPMENT AND FEATURES

I. HULL & DECK – EXTERIOR GENERAL:

1.	MAIN DECK - TEAK 14MM
2.	STAINLESS STEEL AND NYLAC INTEGRAL ROLLERS & CHAIN STOPPER FOR ANCHOR CHAIN WITH GROOVE MACHINED INTO ROLLER
3.	250 FEET GALVANIZED CHAIN (3/8")
4.	MAXWELL HYDRAULIC WINDLASS VWC4000 (SINGLE)
5.	STAINLESS STEEL 120 LB ANCHOR (SINGLE)
6.	FRESH WATER ANCHOR CHAIN WASHDOWN PLUS OUTLET ON FOREDECK FOR HOSE
7.	HEAVY DUTY 316# S/S HANDRAIL & STANCHIONS IN ELLIPTICAL S/S
8.	HEAVY DUTY 316# S/S CLEATS AND FAIRLEADS WITH 2 EXTRA POP UP CLEATS ON AFT
9.	BLACK TEMPERED SAFETY GLASS LAMINATED 5MM+ 5MM GLASS.
10.	STAINLESS STEEL SALOON PENUMATIC SALOON SLIDING DOOR WITH PUSH BUTTON AND SAFETY SENSORS
11.	PANTOGRAPH STYLE SIDE DOOR IN DECK HOUSE (PORT ONLY)
12.	MANSHIP ELLIPTICAL STAINLESS STEEL PORT LIGHTS
13.	S/S RUB RAIL W/RUBBER INSERT AROUND HULL & DECK JOINT
14.	STERN CAPSTAN MAXWELL VC1500 24V x 2
15.	AFT DECK SEATING W/ CUSHIONS IN SUNBRELLA OUTDOOR FABRIC AND REMOVABLE COVER
16.	AFT DECK TABLE WITH PROTECTIVE COVER
17.	LOW LEVEL LED COURTESY LIGHTS ON SIDE DECK
18.	LOW LEVEL LED COURTESY LIGHTS ON AFT DECK
19.	STAIRS TO FLYBRIDGE WITH TEAK TREADS
20.	LARGE TEAK INLAY SWIM PLATFORM WITH CURVED STAIRWAY TO AFT DECK
21.	HOT & COLD SWIM SHOWER

**JOHNSON 83 MOTORYACHT
DESCRIPTION OF ESSENTIAL EQUIPMENT AND FEATURES**

22.	S/S SWIM LADDER
23.	LAZARETTE STORAGE FOR FENDERS
24.	ONE SET OF ENGINE AND THRUSTER CONTROLS FITTED TO STBD OR PORT AFT COAMING
25.	HYDRAULIC SWIMMING PLATFORM (BESENZONI PL850 OR EQUIVALENT W/ 1873 LBS LIFTING CAPACITY
II. UNDERWATER GEAR	
1.	5 BLADE BRONZE PROPELLERS x 2
2.	BRONZE P-BRACKETS x 2
3.	S/S AQUATECH 22HS SHAFTS 3 ½" DIAMETER x 2
4.	SHAFT SEAL AND SHAFT LOGS TIDES MARINE SHAFT LIP SEAL GLANDS 3 ½" x 5 ½" AND DURAMAX MARINE CUTLASS BEARINGS
5.	HIGH PERFORMANCE S/S RUDDERS USING AQUATECH 22 STAINLESS STEEL STOCKS WITH TIDES MARINE SHAFT LIP SEAL GLANDS AND BRONZE BEARING.
6.	ANTI-FOULING BOTTOM PAINT <ul style="list-style-type: none"> ● SEA HAWK PRIMER SYSTEMS TUFF STUFF 1284 GREY OR 1285 WHITE ● SEA HAWK SELF-POLISHING COPOLYMER ANTIFOULING CUKOTE 3445 BLACK OR 3430 DARK BLUE
7.	BOOT TOP STRIPE SIZE 3" COLOR BLACK, BLUE OR RED
8.	FULL CATHODIC BONDING SYSTEM TO ZINC ANODES
9.	SEAWATER STRAINERS FOR ENGINES, GENSET AND AIR-CONDITIONING.
10.	SEACOCKS ON ALL UNDERWATER FITTINGS
11.	HYDRAULIC BOW THRUSTER <ul style="list-style-type: none"> ● ABT 12"-38HP
12.	HYDRAULIC STERN THRUSTER <ul style="list-style-type: none"> ● ABT 12"-38HP
13.	STABILIZERS <ul style="list-style-type: none"> ● ABT 250/6 SQUARE FOOT FINS
14.	UNDERWATER EXHAUST SYSTEM WITH MUFFLERS AND BYPASS
15.	HYDRAULIC STEERING BY HYNAUTIC MODEL PSHC5803 WITH POWER STEERING

JOHNSON 83 MOTORYACHT DESCRIPTION OF ESSENTIAL EQUIPMENT AND FEATURES

III. FLYBRIDGE :

1.	FRP NON-SKID DECK
2.	INSTRUMENT CONSOLE W/PERSPEX COVER
3.	ACCESS HATCH AND STAIRS TO SALOON IN S/S WITH TEAK TREADS
4.	FRP SEATING W/ CUSHIONS IN SUNBRELLA OUTDOOR FABRIC & TABLE
5.	WET BAR WITH SINK AND ICE MAKER & REFRIGERATOR
6.	HYDRAULIC STEERING HYNAUTIC PSHC5803
7.	ENGINE CONTROL AND INSTRUMENTATION
8.	MAGNETIC COMPASS
9.	<p>CHOICE OF (I) GARMIN OR (II) RAYMARINE NAVIGATION SYSTEM.</p> <p>I. GARMIN</p> <ul style="list-style-type: none"> ◆ GPSMAP 8617 17" FULLY-INTERGRATED MULTI-TOUCH MFD x 2 ◆ GMI 20 MARINE INSTRUMENT DISPLAY x 1 ◆ GMR FANTOM™ 4"/40W/72NM, SOLID-STATE, OPEN-ARRAY RADAR x 1 ◆ GARMIN VHF 210 MARINE RADIO x 1 ◆ GARMIN AIS 600 CLASS B TRANSCEIVER x 1 ◆ GHP™ 20 MARINE AUTOPILOT SYSTEM WITH SMARTPUMP x 1 ◆ GARMIN GSD 25 MARINE NETWORK SOUNDER 2KW x 1 <p>II. RAYMARINE</p> <ul style="list-style-type: none"> ◆ RAYMARINE GS15.4" GLASS BRIDGE MULTIFUNCTIONAL DISPLAY WITH WIFI x 2 ◆ RAYMARINE I70 MULTIFUNCTION COLOR DISPLAY x 1 ◆ RAYMARINE 48" HD COLOR OPEN ARRAY AND 4KW PEDESTAL x 1 ◆ RAYMARINE RAY218E VHF RADIO x 1 ◆ RAYMARINE AIS 650 CLASS B TRANSCEIVER x 1 ◆ RAYMARINE EVOLUTION AUTOPILOT WITH P70R CONTROL HEAD & ACU-400 ACTUATOR CONTROL UNIT x 1 ◆ RAYMARINE CP100 DOWNVISION FISHFINDER x 1
11.	STABILIZER CONTROL AND MONITORING DISPLAY
12.	ABT BOW & STERN THRUSTER CONTROL PANEL
13.	CCTV SYSTEM WITH 8 CHANNEL NETWORK DVR, 5 CAMERAS WITH 2 IN THE ENGINE

**JOHNSON 83 MOTORYACHT
DESCRIPTION OF ESSENTIAL EQUIPMENT AND FEATURES**

	ROOM AND 2 ON AFT DECK, AND ONE ON FOREDECK FACING WINCH
14.	RUDDER INDICATOR
15.	FUEL GAUGE HEADHUNTER TS-3000 SERIES
16.	ACRYLIC DEFLECTING WIND SCREEN
17.	SEARCH LIGHT PAR 60010-2024 WITH JOYSTICK CONTROL
18.	FUSION STEREO SYSTEM <ul style="list-style-type: none"> • MS-AV700I DVD / RECEIVER – WITH FUSION LINK. • MS-CL602 6” MARINE CEILING MOUNT SPEAKERS x 4 • MS-BT200 BLUETOOTH ADAPTER MODULE FOR SIRIUS
19.	POP UP TV CABIN W/ 32” LCD TV
20.	APPLE TV
21.	LOW LEVEL LED COURTESY LIGHTS 24V
22.	LIGHTS UNDER RADAR ARCH LED 24V
23.	S/S GRAB RAIL AROUND BAR UNIT
24.	INDIRECT LIGHTING UNDER WET BAR SEATING
25.	BUELL AIR HORN
26.	LEBROC LX DOUBLE WIDE TWO SEATER HELM SEAT
27.	S/S STEERING WHEEL

IV. ENGINE PROPULSION & E/R EQUIPMENTS :

1.	<ul style="list-style-type: none"> • MAN D2842 LE433 1550HP/2300RPM ENGINE • ZF TRANSMISSIONS ZF2050A, 2.029:1 RATIO
2.	ONE DUAL RACOR FILTER FOR EACH ENGINE
3.	GENERATOR RACOR FILTER FOR EACH GENSET
4.	VAN CAPPELLEN DESIGN DOUBLE SOUND & HEAT INSULATED MATERIAL WITH FOAM &

**JOHNSON 83 MOTORYACHT
DESCRIPTION OF ESSENTIAL EQUIPMENT AND FEATURES**

5.	WELL PLANNED, SPACIOUS E/R WITH WHITE PAINTED FINISH AND GREY NON-SKID RUBBER FLOORING
6.	FUEL TANKS WITH ELECTRIC SENDING UNITS ● HEADHUNTER TS-3000 SERIES
7.	AUTOMATIC FIRE EXTINGUISHER ● SEAFIRE FM-200
8.	EXTRACTOR FANS ● DELTA "T" SYSTEM WITH AUTOMATIC VENT CLOSURE IF FIRE
9.	E/R AC FLOURESCENT LIGHTS & DC LED DOME LIGHTS
10.	MANUAL BILGE PUMP WITH PICKUP AT LOWEST POINT WHEN VESSEL IS AT REST
11.	HIGH VOLUME AC F.W. PRESSURE PUMP AND ONE 24V DC PUMP FOR BACK UP ● HEADHUNTER MARCH 5 M5-115 AC PUMP ● GROCO PSR 4000004-24 24V DC PUMP
12.	CHILLED WATER AIR CONDITIONING ● CRUISAIR AIR CONDITIONING 96,000 BTU
13.	WATER MAKER ● AQUA WHISPER DX 450 450GPD x 2
14.	OIL CHANGING PUMP FOR ENGINES, GENERATOR AND TRANSMISSIONS
15.	GENERATOR 1 - ONAN QD MDKDS 29 KW 60HZ GENERATOR 2 - ONAN QD MDKBU 29 KW 60HZ (OPTION)
16.	WATER HEATERS ● TORRID 20 GALLONS x 2
17.	EMERGENCY TILLER
18.	HYDRAULIC PUMP ON EACH ENGINE FOR THRUSTERS, STABILIZERS AND STEERING
19.	CENTRAL VACUUM CLEANER (NUTONE CV352 110V/220V SYSTEM)
V. ELECTRICAL :	
1.	110V/220 AC ELECTRICAL SYSTEM
2.	DC 24V SYSTEM

**JOHNSON 83 MOTORYACHT
DESCRIPTION OF ESSENTIAL EQUIPMENT AND FEATURES**

3.	75' GLENDINNING CABLE MASTER ● 50 AMP x 2 SETS
4.	BATTERY CHARGER FOR 24V CIRCUIT
5.	BATTERY CHARGER FOR 12V CIRCUIT
6.	ALTERNATOR SPLIT CHARGING SYSTEM LINKED CHARGING THE HOUSE BANKS WITH
7.	4 x 255 AMP/HR 12v GELL CELL SEALED BATTERIES FOR SHIP SERVICE
8.	225 AMP/HR GELL CELL SEALED BATTERIES FOR ENGINES x 4
9.	210 AMP/HR GELL CELL SEALED BATTERIES FOR GENSET x 1
10.	AC SOCKETS THROUGHOUT THE BOAT
11.	GFI PROTECTION FOR AC REQUIRED SOCKETS
12.	BEP BATTERY SELECT SWITCH
13.	MAIN ELECTRICAL PANEL INCLUDES AC & DC CIRCUIT BREAKERS WITH 4 PANELS (E/R,
14.	ANTI-ELECTROLYSIS BONDING SYSTEM
15.	AUTOMATIC ISOLATING & BOOSTER TRANSFORMER ● 50AMP X 2
VI. PLUMBING SYSTEM :	
1.	100 GALLON BLACKWATER HOLDING TANK WITH MACERATOR PUMP
2.	“Y” VALVE FOR HOLDING TANK OVERBOARD PUMP OUT
3.	HOLDING TANK LEVEL INDICATOR HEADHUNTER
4.	SUMP PUMP FOR SHOWER
5.	MARINE GRADE LINES FOR FRESH WATER SYSTEM
6.	S/S WATER TANK WITH SENDING UNIT ● 350 GALLONS
7.	SIGHT GAUGES FOR FUEL AND WATER TANKS
8.	DOCKSIDE FRESH WATER INLET

**JOHNSON 83 MOTORYACHT
DESCRIPTION OF ESSENTIAL EQUIPMENT AND FEATURES**

9.	COLOR CODED PIPING FOR EASY IDENTIFICATION
10.	BRONZE INTAKE VALVES FOR ALL THRU-HULL FITTINGS
11.	MANIFOLD FOR OVERBOARD DISCHARGES TO MINIMIZE NUMBER OF THRU-HULL FITTINGS
12.	FRESH WATER SEALAND VACUUM TOILET SYSTEM
13.	HIGH WATER BILGE ALARM IN ENGINE ROOM, FORWARD BILGE AND LAZARETTE COMPARTMENTS x 6 WITH MIMIC PANEL AT HELM
14.	BILGE PUMP x 6 RULE 3700 GPH PUMPS WITH FLOAT SWITCHES WITH HIGH WATER ALARMS
VII. INTERIOR FINISH :	
1.	INTERIOR JOINERY IN MAHOGANY OR CHERRY, BURR WOOD AND IVORY LACQUER WITH A CHOICE OF UPHOLSTERY FABRICS
VIII. GALLEY :	
1.	ELECTRIC REFRIGERATOR/FREEZER ● G.E. LATEST MODELS
2.	COOKTOP ● G.E. LATEST MODEL
3.	OVEN ● G.E. LATEST MODEL
4.	MICROWAVE W/EXTRACTOR FAN ● G.E. LATEST MODEL
5.	S/S SINK
6.	HOT AND COLD WATER
7.	TRASH COMPACTOR ● G.E. LATEST MODEL
8.	DISHWASHER ● G.E. LATEST MODEL
9.	DOUBLE AC SOCKETS x 2
10.	CUPBOARD, DRAWERS AND STOWAGE
11.	TEAK FLOOR OR MARBLE FLOOR
12.	OVERHEAD STORAGE ABOVE GALLEY BENCH

**JOHNSON 83 MOTORYACHT
DESCRIPTION OF ESSENTIAL EQUIPMENT AND FEATURES**

IX. SALOON :

1.	DINING AREA IN UPPER SALOON
2.	PNEUMATIC SALOON SLIDING DOOR WITH PUSH BUTTON AND SAFETY SENSORS
3.	42" LCD TV
4.	BOSE LIFESTYLE 535 SERIES III HOME THEATER SYSTEM
5.	PIONEER BDP-160 BLU-RAY DISC PLAYER
6.	APPLE TV
7.	HIGH QUALITY LEATHER COUCH IN LOWER SALOON BUILT IN CURVED SEATING
8.	MAIN CONTROL PANEL AC/DC
9.	LOW LEVEL LED LIGHTS 24V
10.	CEILING LED LIGHTING 24V
11.	COFFEE TABLE

X. MASTER STATEROOM :

1.	KING SIZE BERTH
2.	STORAGE BENEATH BERTH
3.	DRAWERS IN BASE OF BERTH
4.	VANITY
5.	COUCH
6.	WALK-IN CLOSET FINISHED IN CEDAR WOOD
7.	LED CEILING LIGHTING 24V
8.	READING LIGHTS 24V x 2
9.	LARGE SIDE WINDOWS 3 x MANSHIP S/S WITH 2 FIXED AND ONE OPENING
10.	42" LCD TV

**JOHNSON 83 MOTORYACHT
DESCRIPTION OF ESSENTIAL EQUIPMENT AND FEATURES**

11.	FUSION MS-205 RECEIVER/MEDIA PLAYER WITH FULL IPOD/IPHONE CONTROL <ul style="list-style-type: none"> ● MS-CL602 6 ” MARINE CEILING MOUNT SPEAKERS x 4 ● MS-BT-200 BLUETOOTH ADAPTER MODULE FOR SIRIUS PORT ● PIONEER BDP-160 BLU-RAY DISC PLAYER
12.	APPLE TV

XI. MASTER EN SUITE SHOWER ROOM :

1.	VACUUM TOILET <ul style="list-style-type: none"> ● SEALAND VACUUM TOILET (BONE COLOR)
2.	WASH BASIN WITH MABLE COUNTERTOP
3.	HOT & COLD WATER
4.	FAUCET AND FITTINGS
5.	MIRROR AND MIRROR CEILING
6.	LACQUER FINISH ABOVE BASIN COUNTERTOP
7.	VENEER FINISH BELOW BASIN COUNTERTOP
8.	EXTRACTOR FAN
9.	AC DOUBLE SOCKET WITH GFI
10.	LARGE SHOWER W/LACQUER FINISH AND MARBLE FLOORS
11.	LED CEILING LIGHTS 24V
12.	MARBLE FLOOR

XII. FORWARD (VIP) STATEROOM :

1.	DOUBLE BERTH
2.	STORAGE BENEATH BERTH
3.	DRAWERS IN BASE OF BERTH
4.	WALK-IN CLOSET FINISHED IN CEDAR WOOD
5.	DRESSING TABLE W/STOOL

JOHNSON 83 MOTORYACHT
DESCRIPTION OF ESSENTIAL EQUIPMENT AND FEATURES

6.	READING LIGHTS 24V x 2
7.	LED CEILING LIGHTS 24V
8.	AC DOUBLE SOCKETS
9.	32" LCD TV
10.	LARGE SHOWER W/LACQUER FINISH AND MARBLE FLOORS
11.	LED CEILING LIGHTS 24V
12.	MARBLE FLOOR

XIII. FORWARD (VIP) EN SUITE SHOWER ROOM :

1.	VACUUM TOILET <ul style="list-style-type: none"> ● SEALAND VACUUM TOILET (BONE COLOR)
2.	WASH BASIN WITH MABLE COUNTERTOP
3.	HOT & COLD WATER
4.	FAUCET AND FITTINGS
5.	MIRROR AND MIRROR CEILING
6.	LACQUER FINISH ABOVE BASIN COUNTERTOP
7.	VENEER FINISH BELOW BASIN COUNTERTOP
8.	EXTRACTOR FAN
9.	AC DOUBLE SOCKET WITH GFI
10.	LARGE SHOWER W/LACQUER FINISH AND MARBLE FLOORS
11.	LED CEILING LIGHTS 24V
12.	MARBLE FLOOR

XIV. PORT GUEST CABIN :

1.	TWO SINGLE BERTHS
2.	UNDER BERTH STORAGE
3.	READING LIGHTS 24V x 2

**JOHNSON 83 MOTORYACHT
DESCRIPTION OF ESSENTIAL EQUIPMENT AND FEATURES**

4.	LED CEILING LIGHTS 24V x 2
5.	HANGING LOCKER
6.	PULLMAN BERTH
7.	32" LCD TV
8.	FUSION MS-AV700I DVD / RECEIVER WITH FUSION LINK <ul style="list-style-type: none"> ● MS-CL602 6" MARINE CEILING MOUNT SPEAKERS x 4 ● MS-BT-200 BLUETOOTH ADAPTER MODULE FOR SIRIUS PORT
9.	APPLE TV

XV. PORT TOILET/SHOWER ROOM :

1.	VACUUM TOILET <ul style="list-style-type: none"> ● SEALAND VACUUM TOILET (BONE COLOR)
2.	WASH BASIN WITH MABLE COUNTERTOP
3.	HOT & COLD WATER
4.	FAUCET AND FITTINGS
5.	MIRROR AND MIRROR CEILING
6.	SEPARATE SHOWER COMPARTMENT W/LACQUER FINISH AND MARBLE FLOORS
7.	AC DOUBLE SOCKET WITH GFI
8.	LACQUER FINISH ABOVE BASIN COUNTERTOP
9.	VENEER FINISH BELOW BASIN COUNTERTOP
10.	EXTRACTOR FAN
11.	LED CEILING LIGHTS
12.	MARBLE FLOOR
13.	FULL HEIGHT WASHER/DRYER <ul style="list-style-type: none"> ● G.E. LATEST MODEL

XVI. STARBOARD GUEST CABIN :

1.	DOUBLE BERTH
----	--------------

**JOHNSON 83 MOTORYACHT
DESCRIPTION OF ESSENTIAL EQUIPMENT AND FEATURES**

2.	UNDER BERTH STORAGE
3.	READING LIGHTS 24V x 2
4.	LED CEILING LIGHTS 24V x 2
5.	HANGING LOCKER
6.	32" LCD TV
7.	FUSION MS-AV700I DVD / RECEIVER – WITH FUSION LINK <ul style="list-style-type: none"> ● MS-CL602 6" MARINE CEILING MOUNT SPEAKERS x 4 ● MS-BT-200 BLUETOOTH ADAPTER MODULE FOR SIRIUS PORT
8.	APPLE TV

XVII. STARBOARD TOILET/SHOWER ROOM :

1.	VACUUM TOILET <ul style="list-style-type: none"> ● SEALAND VACUUM TOILET (BONE COLOR)
2.	WASH BASIN WITH MABLE COUNTERTOP
3.	HOT & COLD WATER
4.	FAUCET AND FITTINGS
5.	MIRROR AND MIRROR CEILING
6.	SEPARATE SHOWER COMPARTMENT W/LACQUER FINISH AND MARBLE FLOORS
7.	AC DOUBLE SOCKET WITH GFI
8.	LACQUER FINISH ABOVE BASIN COUNTERTOP
9.	VENEER FINISH BELOW BASIN COUNTERTOP
10.	EXTRACTOR FAN
11.	LED CEILING LIGHTS 24V
12.	MARBLE FLOOR

XVIII. CREW QUARTERS:

1.	ENTRANCE DOOR FROM TRANSOM
----	----------------------------

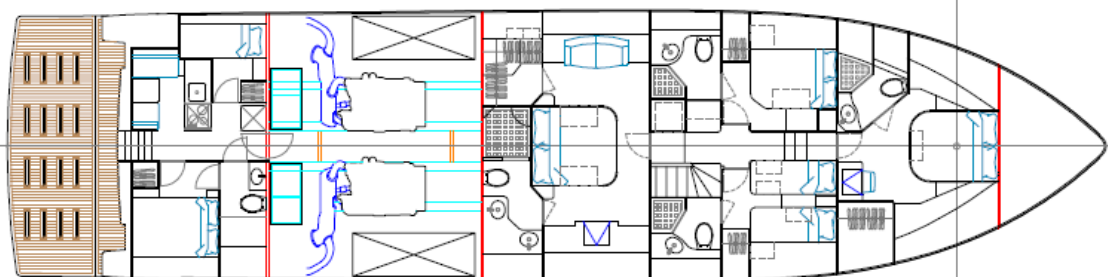
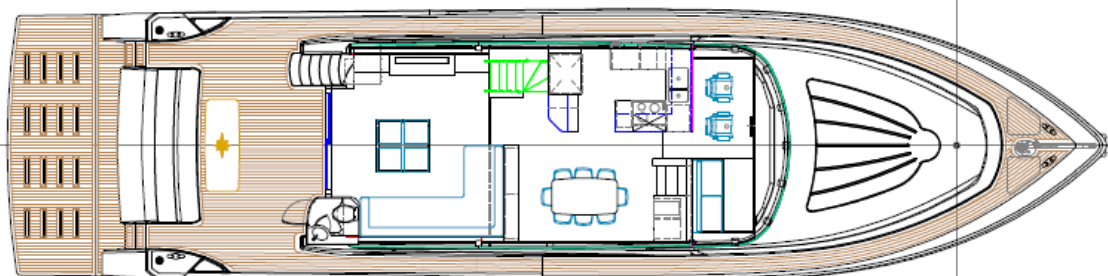
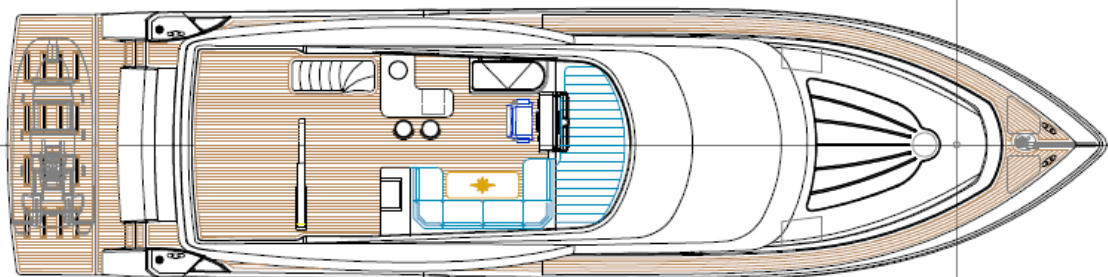
**JOHNSON 83 MOTORYACHT
DESCRIPTION OF ESSENTIAL EQUIPMENT AND FEATURES**

2.	TWO SINGLE BERTHS
3.	READING LIGHTS 24V x 2
4.	LED CEILING LIGHTS
5.	AC DOUBLE SOCKET
6.	HANGING LOCKER
7.	HOT & COLD TO WASH BASIN AND SHOWER WITH MARBLE COUNTERTOP AND FLOOR
8.	VACUUM TOILET <ul style="list-style-type: none"> ● SEALAND VACUUM TOILET (BONE COLOR)
9.	24" LCD TV
10.	FUSION MS-AV700I DVD / RECEIVER – WITH FUSION LINK <ul style="list-style-type: none"> ● MS-CL602 6" MARINE CEILING MOUNT SPEAKERS x 4 ● MS-BT-200 BLUETOOTH ADAPTER MODULE FOR SIRIUS PORT
11.	APPLE TV

****OPTIONS UPON REQUEST****

****ALL SPECIFICATIONS SUBJECT TO CHANGE WITHOUT NOTICE ****

50 49 48 47 46 45 44 43 42 41 40 39 38 37 36 35 34 33 32 31 30 29 28 27 26 25 24 23 22 21 20 19 18 17 16 15 14 13 12 11 10 9 8 7 6 5 4 3 2 1 0



JOHNSON YACHTS CO., LTD

83' OPEN FLYBRIDGE GENERAL LAYOUT
(HYDRAULIC PLATFORM)

83 JOHNSON FB & SKYLounge MODELS

Partial List of Optional Items	Price List
Sea Keeper 9 Gyro (required 2 unit to be effective) each	\$ 85,100
ABT 250/7.5X At Rest Stabilizer	\$ 38,525
SAT TV KVH M-7 System	\$ 18,975
Sunroof on hardtop	\$ 24,150
Second Genset Onan 29 kw	\$ 31,600
Teak & holly sole on main deck	\$ 22,500
Pullman berths (each)	\$ 2,645
Hot tub on FB	\$ 4,700
Underwater lights (each)	\$ 1,120
Light up transom name boards	\$ 4,370
Besenzoni davit with 1524 lbs lifting capacity for boat deck	\$ 48,300
Air conditioning air handler 18000 BTU/HR unit at FB, each	\$ 2,560